

Models: 861, 862, 861BC, 862BC

Cast Carbon and Alloy Steel Screwed & Socket Weld End Y Strainers Sizes: 1/4" - 3" (6 - 80mm)

Pressure/Temperature - Non-Shock		
Model	Material	Rating
861, 862,	Carbon	1480psi @ -20°F to 100°F
861BC,	Steel	102.04 bar @ 37.78°C
862BC		640psi @ 850°F
		44.13 bar @ 454.44°C
861, 862,	Chrome	1500psi @ -20°F to 100°F
861BC,	Alloy	103.42 bar @ 37.78°C
862BC		975psi @ 850°F
		67.22 bar @ 454.44°C

Screwed Cap

- 861** Screwed **Class 600**
- 862** Socket **Class 600**

Bolted Cap

- 861BC** Screwed **Class 600**
- 862BC** Socket **Class 600**



Models 861BC, 862BC

Typical Service

- Used extensively to strain foreign matter from pipelines and provide economical protection for costly pumps, meters, valves, and other similar mechanical equipment.
- These are especially critical as weld debris is often present in the pipeline.
- Well suited for long service in high pressure and temperature applications.

Features

- Machined seats in both body and cap align and lock the screen in place to stop sediment bypass.
- Machined seats facilitate alignment and accurate reseating after servicing.

Construction

- Straight threaded, gasketed cap is used for easy disassembly and assembly on models 861, 862. Many others use Loctite, rendering disassembly virtually impossible.
- Models 861BC and 862BC are furnished with a removable bolted cap for easy maintenance.
- Heavy duty, rugged bodies with extra heavy bore.

Self-cleaning

- Self-cleaning is accomplished by opening the plug or valve connected to the blowoff outlet

Blowoff Outlets

- Outlets are NPT tapped
- Sizes of tapping specified on next page
- Not normally furnished with plug. Plug available, specify with order.
- Blind caps are also available, specify with order.

Capacity

- Generously proportioned bodies
- Open Area Ratio much greater than pipe size, ensuring low pressure drop.
- Minimum of 4 to 1 Open Area Ratio

Screens

MODEL	SIZES	STANDARD (WATER)		STEAM RECOMENDATION	
		MATERIAL	OPENING	MATERIAL	OPENING
All	1/4" - 3"	304SS	.062 perf	304SS	.033 perf

Material

	861, 862, 861BC, 862BC
Body	Carbon Steel, ASTM A216 Grade WCB
Cap	Carbon Steel, ASTM A216 Grade WCB
Gasket	Spiral Wound SS, Graphite Filled

Job Name _____

Job Location _____

Engineer _____

Approval _____

Contractor _____

Approval _____

Contractor's P.O. No. _____

Representative _____

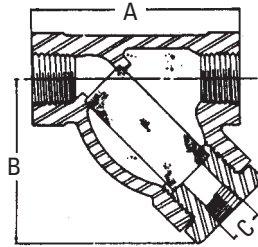
ALSO AVAILABLE:

Body/Cap: Carbon-Moly ASTM A217 Gr. W1
 Chrome-Moly ASTM A217 Gr. WC6
 Chrome-Moly ASTM A217 Gr. WC9

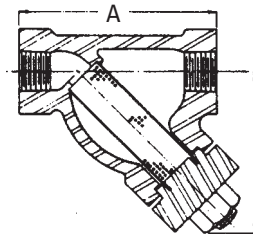
Pressure Drop

See Pressure Drop Charts in Technical Data Section of the Mueller Steam Specialty Engineering binder.

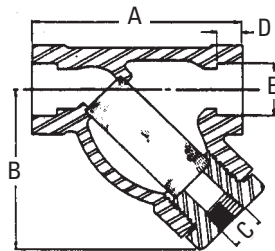
Dimensions and Weights



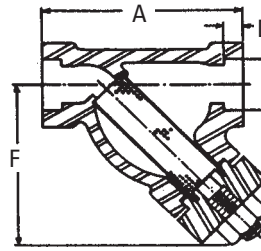
Model 861



Model 861BC



Model 862



Model 862BC

SIZE		DIMENSIONS										SCREEN REMOVAL				WEIGHT					
in.	mm	A		B		C (NPT)		D		E		F		861/862		861BC/862BC		Screwed		Bolted	
		in.	mm	in.	mm	in.	mm	in.	mm	in.	mm	in.	mm	in.	mm	in.	mm	lbs.	kgs.	lbs.	kgs.
1/4	6	3	76	2 1/2	64	1/4	6	3/8	10	9/16	14	CF	CF	2 5/8	66.6	CF	CF	1.5	.68	3	1.3
3/8	10	3	76	2 1/2	64	1/4	6	3/8	10	1 1/16	17.5	CF	CF	2 5/8	66.6	CF	CF	1.5	.68	3	1.3
1/2	15	3 29/32	99	3 1/16	78	1/4	6	3/8	10	7/8	21.7	3 1/4	83	3 3/8	98.4	5 1/4	130.5	2.3	1.02	3.3	1.4
3/4	20	4 1/4	108	3 5/8	92	3/8	10	1/2	13	1 1/16	27	4 1/4	108	4 1/2	114.3	6 1/4	158.7	3.8	1.7	4.3	1.9
1	25	4 15/16	125	4 1/4	108	1/2	15	1/2	13	1 5/16	33.8	4 5/8	117	5 1/2	139.7	7	177.8	6.5	2.9	7	3.1
1 1/4	32	5 5/8	143	4 5/16	109	3/4	20	1/2	13	1 11/16	42.5	5 1/2	140	5 5/8	146.9	8	203.2	8	3.6	10.3	4.6
1 1/2	40	6 1/4	159	5 3/16	132	3/4	20	1/2	13	1 11/16	48.6	6 1/4	159	7	177.8	9	228.6	10	4.5	16	7.2
2	50	7 1/2	191	6 1/8	156	1	25	5/8	16	2 3/8	61.1	7 1/4	184	8 1/2	215.9	11	279.4	14	6.3	21.8	9.8
2 1/2	65	12	305	N/A	NA	1 1/4	32	5/8	16	2 7/8	73.8	9 3/8	238	N/A	N/A	14	355.6	N/A	N/A	42.8	19
3	80	12	305	N/A	NA	1 1/4	32	5/8	16	3 9/16	89.8	9 3/8	238	N/A	N/A	14	355.6	N/A	N/A	43.3	19.6

Apply For Certified Drawings.

CF = Consult Factory

Mueller Steam Specialty product specifications in U.S. customary units and metric are approximate and are provided for reference only. For precise measurements, please contact Mueller Steam Specialty Technical Service. Mueller Steam Specialty reserves the right to change or modify product design, construction, specifications, or materials without prior notice and without incurring any obligation to make such changes and modifications on Mueller Steam Specialty products previously or subsequently sold.



A Watts Water Technologies Company

USA: St. Pauls, NC • Tel. 1-800-334-6259 • Fax 1-800-421-6772 • www.muellersteam.com

ES-MS-861_862 1020



© 2010 Mueller Steam Specialty